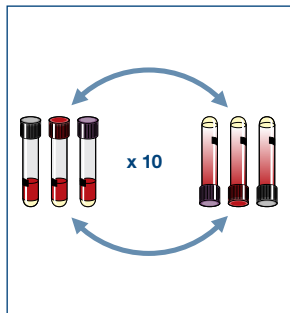


Quick Guide - Assay

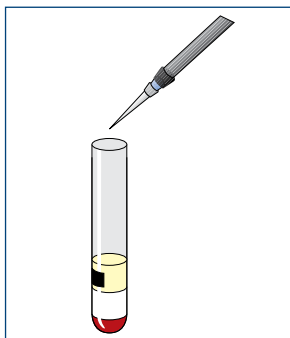
QuantiFERON®-TB Gold

Option 2: Receive Unincubated Tubes



1. Invert, Incubate, Centrifuge

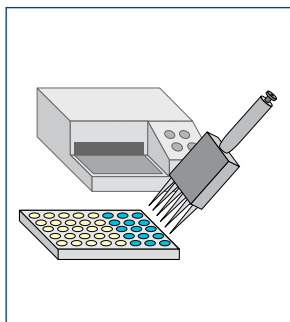
- Invert tubes 10 times.
- Incubate tubes upright at 37°C for 16–24 hours.
- Centrifuge tubes at 2000–3000g (RCF) for 15 minutes.
 - Centrifuged tubes should be handled with care to avoid mixing of plasma.
 - Plasma in centrifuged tubes is stable for up to 28 days when stored at 2–8°C.



2. Harvest Plasma

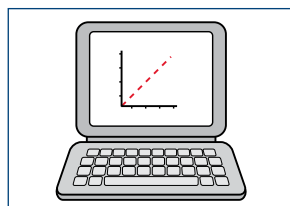
After centrifugation and prior to harvesting, avoid pipetting up and down or mixing plasma by any means. At all times, take care not to disturb material on the surface of the gel.

- Plasma samples should only be harvested **using a pipette**.
- Plasma samples can be loaded directly from centrifuged blood collection tubes into the QFT ELISA plate, including when automated ELISA workstations are used.
- Plasma samples can be stored for up to 28 days at 2–8°C or, if harvested, below –20°C for extended periods.



3. Perform ELISA

- Add 50µL of working strength conjugate to each well of the QFT ELISA plate.
- Add 50µL of test plasma and standards to appropriate wells. Incubate for 120 minutes at room temperature.
- Wash plate ≥ 6 times. Add 100µL of substrate. Incubate 30 minutes at room temperature.
- Add 50µL of stop solution. Read absorbance at 450nm (620–650nm ref).



4. Calculate Results

Calculate results using the most current version of the QuantiFERON-TB Gold Analysis Software for your region.

 **WARNING:** Standard blood handling precautions apply.

Please see reverse for instructions if receiving incubated tubes.

For comprehensive instructions for use, please refer to the Package Insert, available in up to 25 different languages, on www.QuantiFERON.com.

Trademarks: QIAGEN®
QL05995007F © 2011 QIAGEN, all rights reserved.

Cellestis, a QIAGEN Company

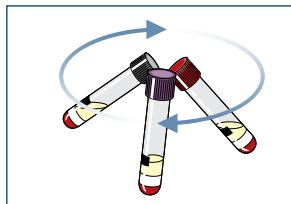
World Headquarters • Cellestis International • +61 3 8527 3500 • info@cellestis.com



Quick Guide - Assay

QuantiFERON®-TB Gold

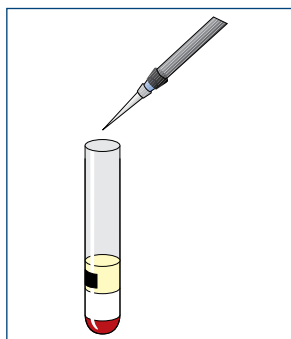
Option 1: Receive Incubated Tubes



1. Centrifuge

Centrifuge tubes at 2000–3000g (RCF) for 15 minutes.

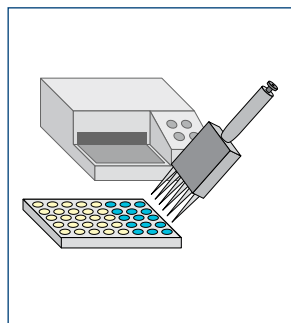
- Centrifuged tubes should be handled with care to avoid mixing of plasma.
- Plasma in centrifuged tubes is stable for up to 28 days when stored at 2–8°C.



2. Harvest Plasma

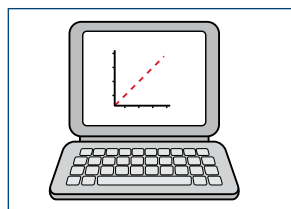
After centrifugation and prior to harvesting, avoid pipetting up and down or mixing plasma by any means. At all times, take care not to disturb material on the surface of the gel.

- Plasma samples should only be harvested **using a pipette**.
- Plasma samples can be loaded directly from centrifuged blood collection tubes into the QFT ELISA plate, including when automated ELISA workstations are used.
- Plasma samples can be stored for up to 28 days at 2–8°C or, if harvested, below –20°C for extended periods.



3. Perform ELISA

- Add 50µL of working strength conjugate to each well of the QFT ELISA plate.
- Add 50µL of test plasma and standards to appropriate wells. Incubate for 120 minutes at room temperature.
- Wash plate ≥ 6 times. Add 100µL of substrate. Incubate 30 minutes at room temperature.
- Add 50µL of stop solution. Read absorbance at 450nm (620–650nm ref).



4. Calculate Results

Calculate results using the most current version of the QuantiFERON-TB Gold Analysis Software for your region.

 **WARNING:** Standard blood handling precautions apply.

Please see reverse for instructions if receiving unincubated tubes.

For comprehensive instructions for use, please refer to the Package Insert, available in up to 25 different languages, on www.QuantiFERON.com.

