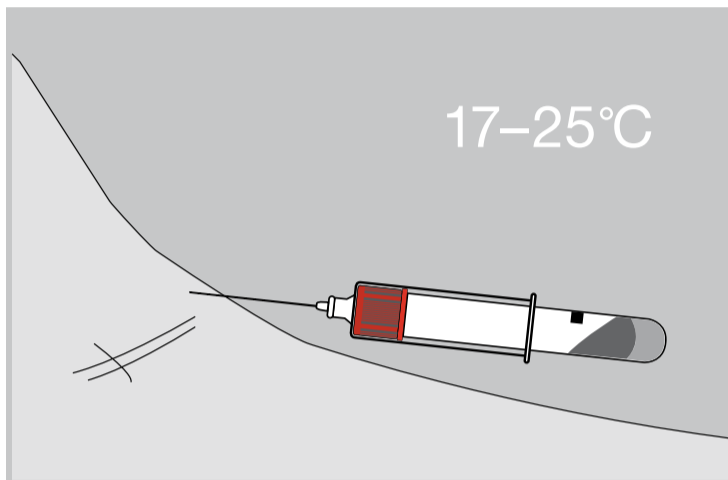


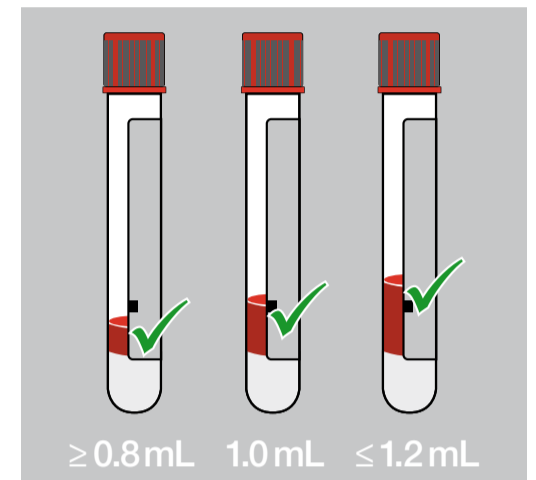
QuantiFERON[®]-TB Gold

Blood collection and tube handling technique

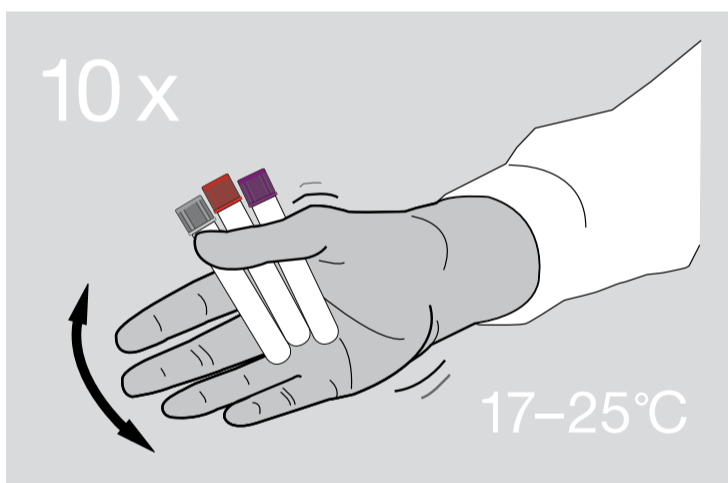
1. Blood Collection



Collect 1 mL into each tube. Hold tube on needle for 2–3 seconds after flow ceases. Repeat tube if not close to black fill line.



2. Tube Shaking



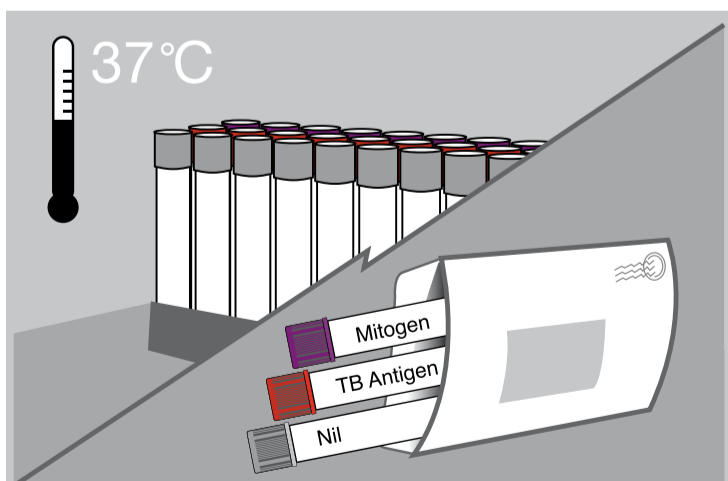
Immediately after filling tubes, shake them ten (10) times, just firmly enough to ensure entire inner surface of tube is coated with blood, to solubilize antigens on tube wall.

Caution

Tubes should be between 17–25°C at time of blood filling.

Over-energetic shaking may cause gel disruption and could lead to aberrant results.

3. Incubation / Shipping



Option 1: Incubate at collection site. Incubate tubes at collection site (upright at 37°C for 16–24 hours) then ship to lab at 4–27°C. Record as “incubated”.

—or—

Option 2: Incubate at laboratory. Ship tubes to laboratory at 17–27°C (blood must be incubated at 37°C as soon as possible and within 16 hours of collection). Record as “not incubated”.

Comprehensive instructions for use can be found in the QuantiFERON[®]-TB Gold Package Insert, which is available in 25 different languages, on www.cellestis.com